


# D25-F-F-V1A

## 1. Description:

D25-F-F-V1A is a simple DB25 Female to DB25 Female pass-through adapter breakout board. It brings all 25 pins of two DB25 Female connectors to screw terminal blocks and headers for easy testing, prototyping and breadboard connection. All 25 pins of a Female connector directly connect to another Female connector. User can also use the two 8 pins headers on both sides of the breakout board to connect to breadboard or prototype PCB.



## 2. Features:

- All 26 pins (including shield) of two DB25 Female connectors brought out to headers and screw terminal blocks
- All 25 pins of a DB25 Female connector directly connect to another DB25 Female connector.
- Various connecting method chosen by users.
- 4 X 3.0mm mounting holes
- 2.09"(53.2mm)X2.95"(75mm) board dimensions




Figure 1: Parts inside the kit  
(Note: the module is not assembled, user can decide which connector to use on the module.)

## 3. Parts:

- 1) 1pc X D25-FM-FM-V1A PCB
- 2) 2pc X DB25 Female Connector
- 3) 2pc X 8pin 0.1"(2.54mm) spacing terminal block
- 4) 2pc X 5pin 0.1"(2.54mm) spacing terminal block
- 5) 1pc X 26pin 0.1"(2.54mm) header
- 6) 4pcs X4-40UNC diameter 8.3mm long screws




Figure 2: Example of connecting the D25-F-F-V1A on a proto PCB (Note: This picture only shows the pins spacing, actual use may not be used on a breadboard)



Figure 3: D25-F-F-V1A with headers



Figure 4: D25-F-F-V1A with terminal blocks

**Caution!! When assembling the D25-F-F-V1A, please make sure you place the connector on the right side.**



### Related products from eLabGuy:



D25-F-M-V1A



D25-M-M-V1A



D25-F-F-V1A



D25-FC-MC-V1A



D25-MC-MC-V1A



D25-FC-FC-V1A